Site Plan (Detail)

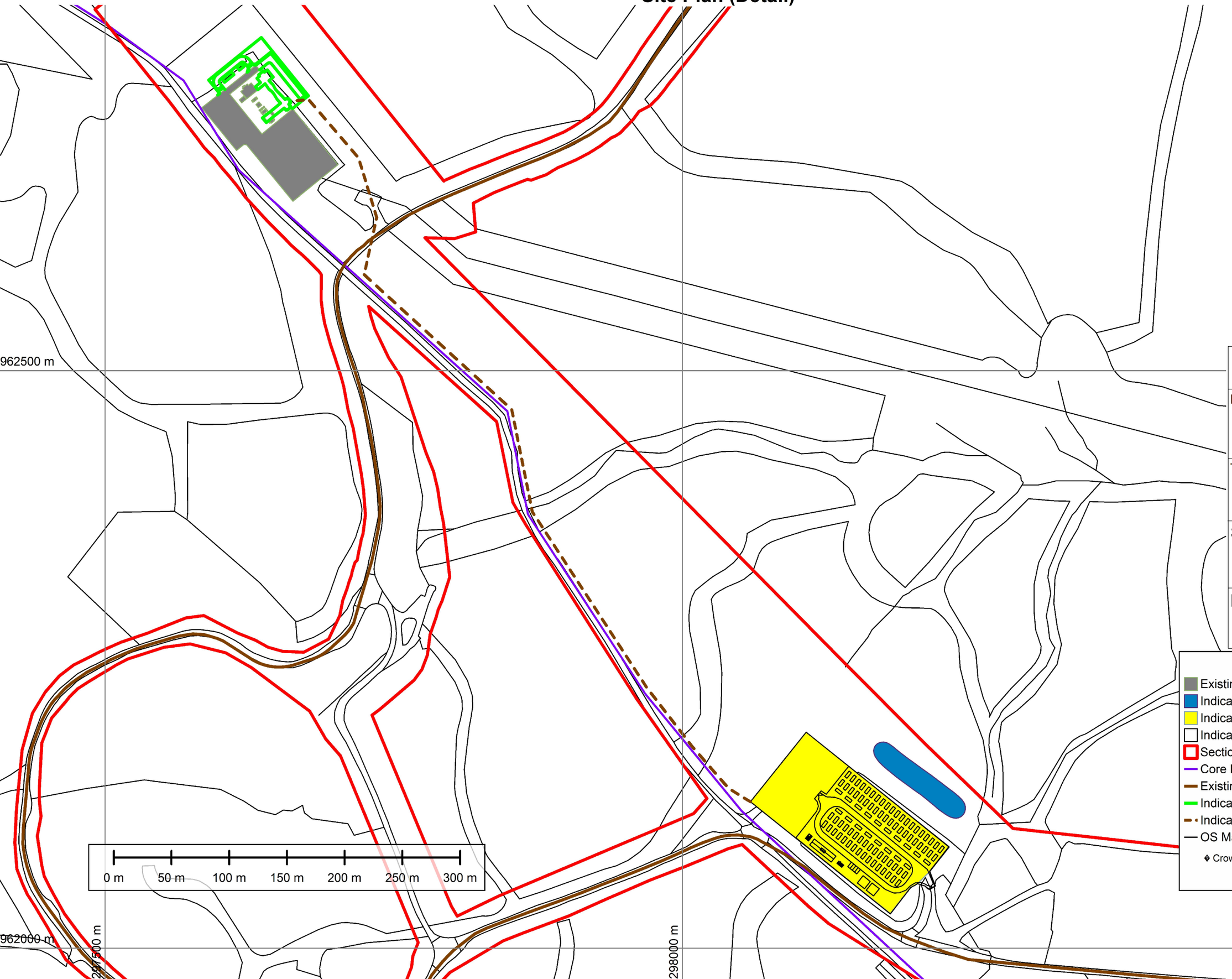

Boralex Ltd

Project:
Limekiln BESS

Title:
Site Plan (Detail)

Scale:
1-3000 @ Sheet A3

Date:
July 2025

Key

- Existing Wind Farm Substation Area
- Indicative Attenuation Basin
- Indicative BESS Compound Area
- Indicative BESS Layout
- Section 36 Application Redline Boundary
- Core Path CA11.03
- Existing Wind Farm Access Track
- Indicative Substation Extension
- Indicative Underground Cable Route
- OS MasterMap

© Crown copyright and database rights 2025
Ordnance Survey
0100031673

INDICATIVE BESS LAYOUT

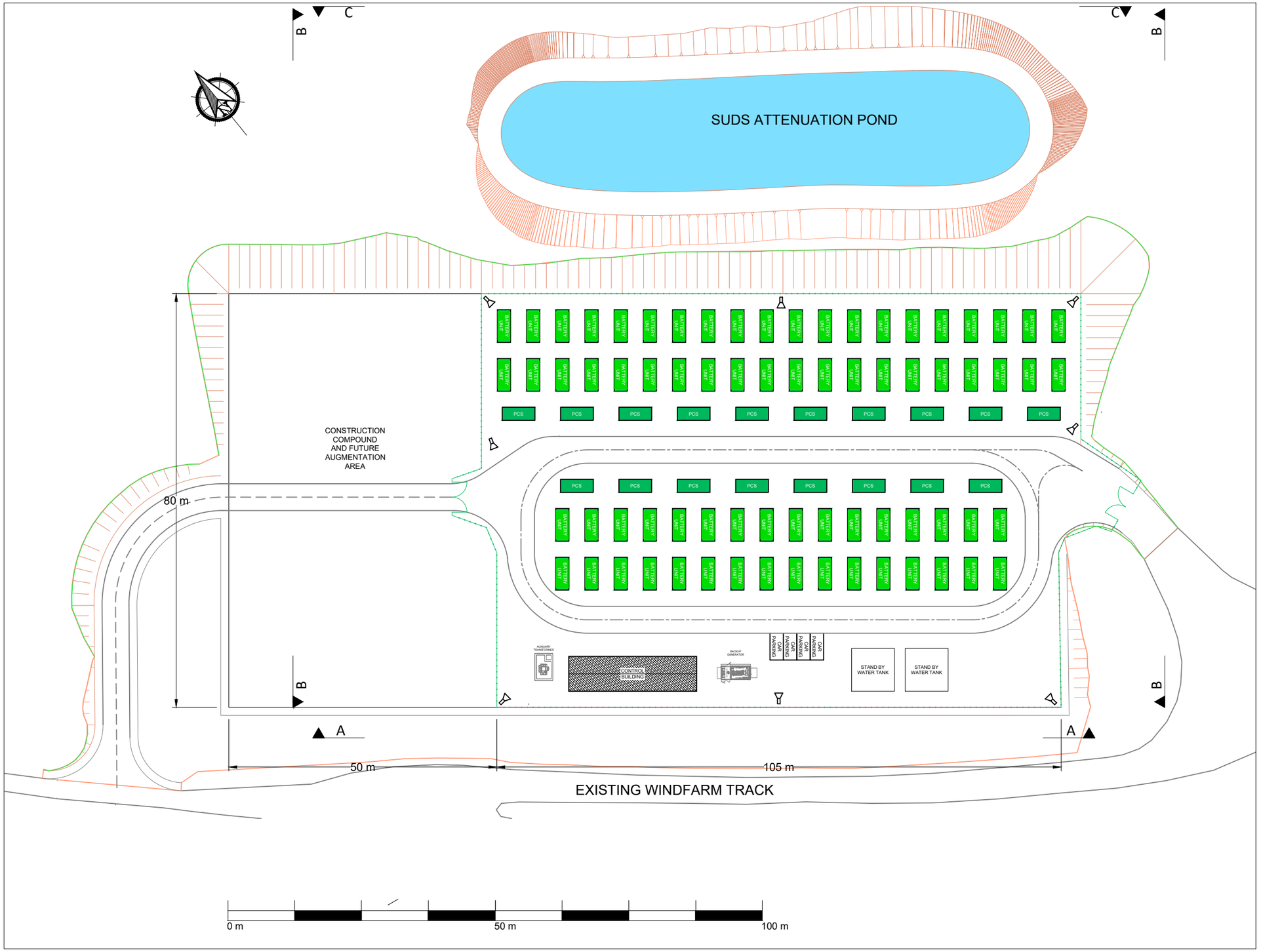

NOTES:

1. THIS DRAWING IS INDICATIVE FOR PLANNING PURPOSES ONLY.
2. FINAL SELECTION OF EQUIPMENT SUBJECT TO DETAILED DESIGN POST PLANNING PERMISSION.

KEY:

1. BESS CONTAINER.
2. POWER CONVERSION SYSTEM (PCS).
3. SUDS ATTENUATION
4. PALLISADE FENCE
5. EARTHWORKS CUT
6. EARTHWORKS FILL
7. PROPOSED CCTV / LTG

Title:
INDICATIVE BESS PLATFORM LAYOUT

Project:
LIMEKILN BESS

Source:

Client:

Drawn by:
SPD

Date:	Number:
JULY 2025	4
Scale:	**Revision no:**
1:750 @ A3	1

INDICATIVE SUBSTATION EXTENSION LAYOUT

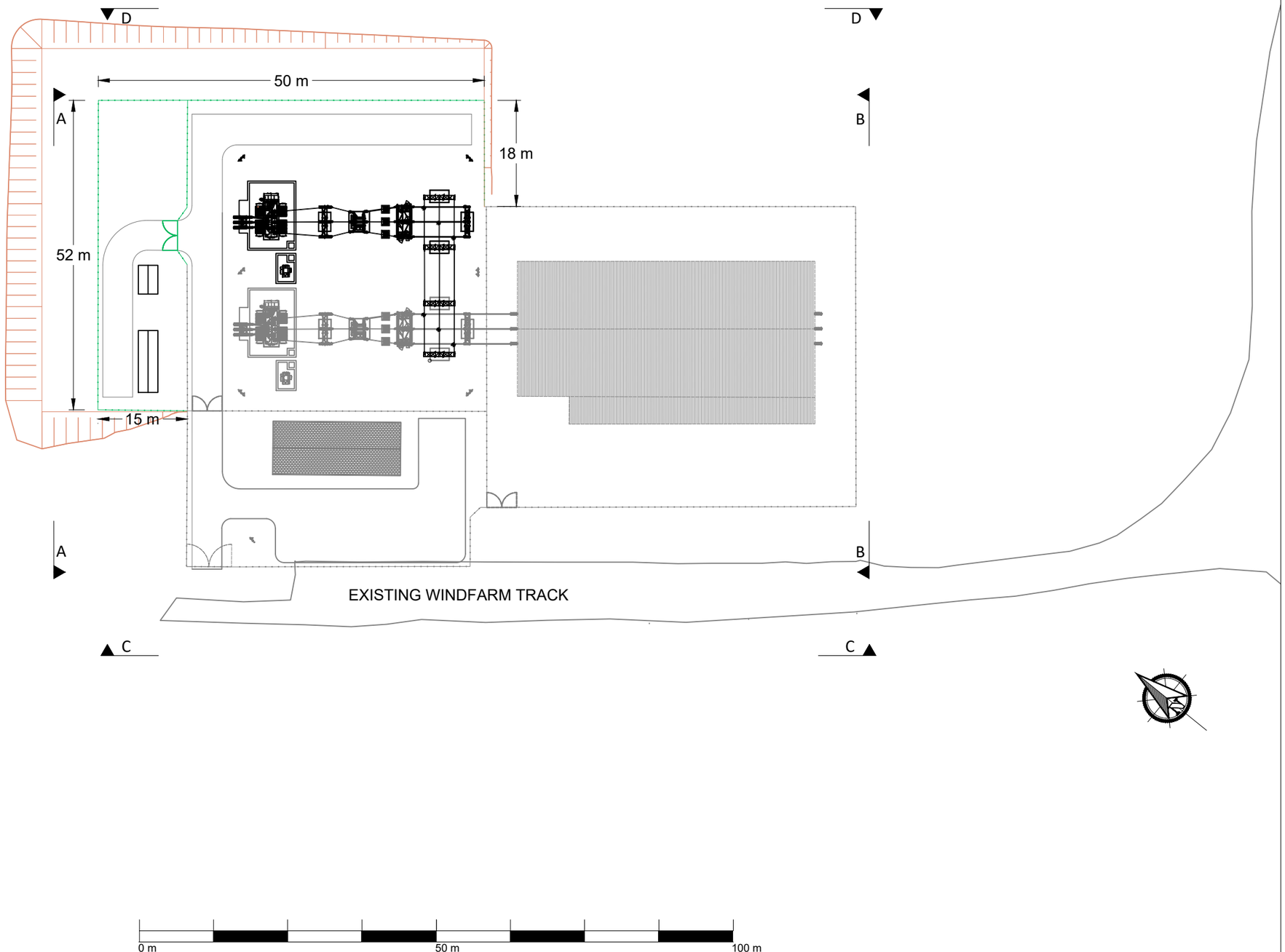

NOTES:

1. THIS DRAWING IS INDICATIVE FOR PLANNING PURPOSES ONLY.
2. FINAL SELECTION OF EQUIPMENT SUBJECT TO DETAILED DESIGN POST PLANNING PERMISSION.

KEY:

1. EXISTING SUBSTATION.
2. SUBSTATION EXTENSION.
3. NEW PALLISADE FENCE
4. NEW EARTHWORKS CUT
5. NEW EARTHWORKS FILL

Title:
INDICATIVE SUBSTATION EXTENSION LAYOUT

Project:
LIMEKILN BESS

Source:

Client:

Drawn by:
SPD

Date:	**Number:**
JULY 2025	5
Scale:	**Revision no:**
1:750 @ A3	1

INDICATIVE CONTROL ROOM PLAN AND ELEVATIONS

BORALEX

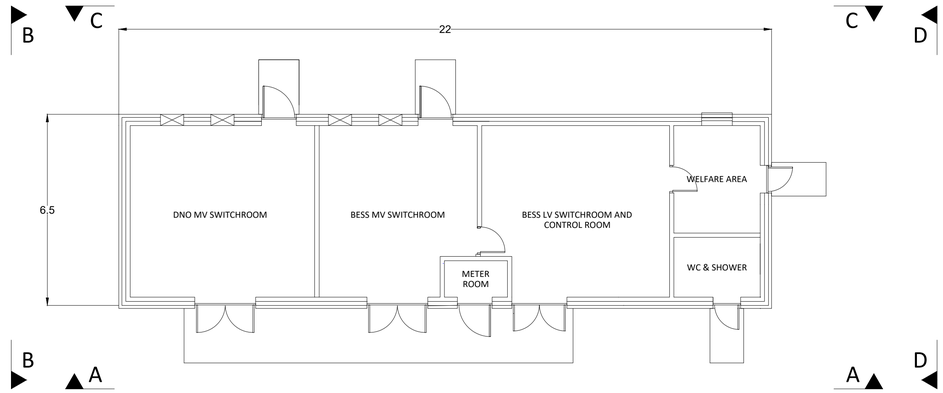

PLAN VIEW

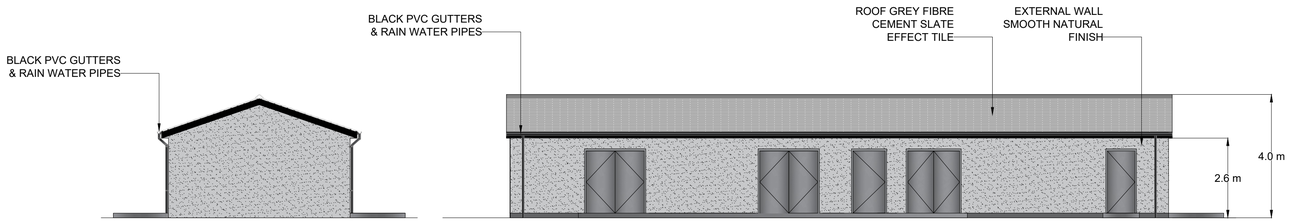

B - B ELEVATION

A - A ELEVATION

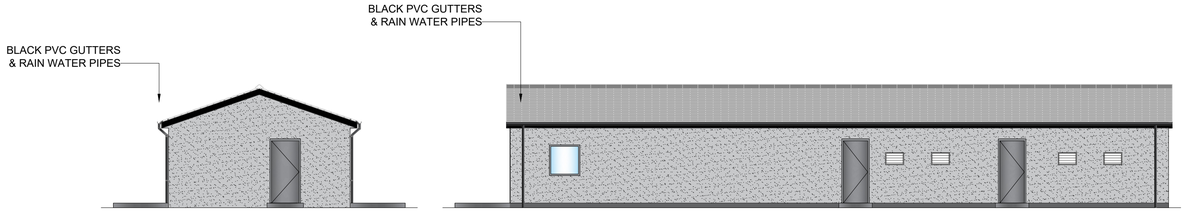

D - D ELEVATION

C - C ELEVATION



NOTES:

1. THIS DRAWING IS INDICATIVE FOR PLANNING PURPOSES ONLY.
2. FINAL DIMENSIONS CONSTRUCTION METHOD, DETAILS AND FINISHINGS SUBJECT TO DETAILED DESIGN.

Title:
INDICATIVE CONTROL ROOM INTERNAL PLAN AND ELEVATIONS

Project:
LIMEKILN BESS

Source:

Client:

Drawn by:
SPD

Date:	**Number:**
JULY 2025	8
Scale:	**Revision no:**
1:100 @ A1	1

BORALEX

INDICATIVE POWER CONVERSION SYSTEM DETAILS

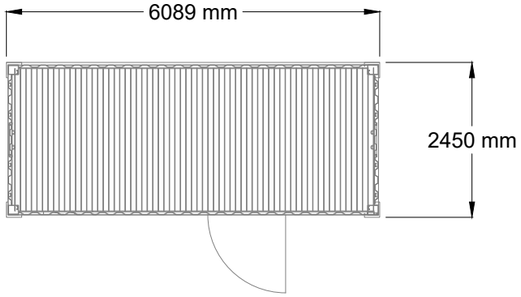

PCS CONTAINER PLAN
SCALE 1:100

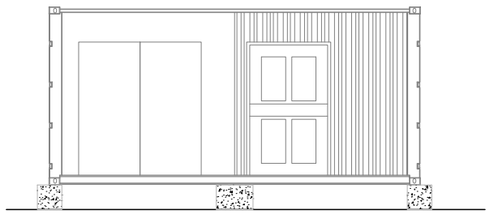

PCS CONTAINER FRONT ELEVATION
SCALE 1:100

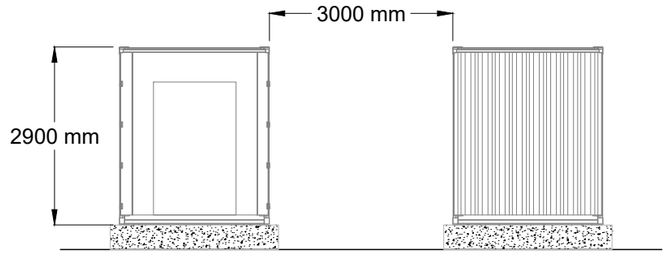

PCS CONTAINER END ELEVATIONS
SCALE 1:100

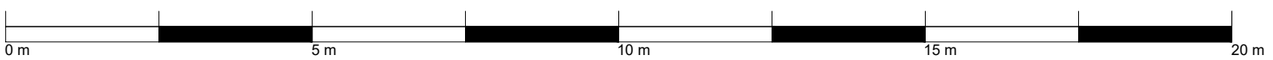

NOTES:

1. THIS DRAWING IS INDICATIVE FOR PLANNING PURPOSES ONLY.
2. FINAL SELECTION OF EQUIPMENT SUBJECT TO DETAILED DESIGN POST PLANNING PERMISSION.
3. POWER CONVERSION SYSTEMS (PCS) ARE USED TO CONNECT MULTIPLE BATTERY ENERGY STORAGE SYSTEM CONTAINERS STORING ENERGY AT LOW DC VOLTAGE AND CONVERT ENERGY TO MEDIUM AC VOLTAGE (33 kV). EACH PCS CONTAINS:
   - 3.1. 33 kV SWITCHGEAR
   - 3.2. 33 / 1 kV TRANSFORMER,
   - 3.3. LV AC SWITCHGEAR
   - 3.4. AC / DC INVERTER
   - 3.5. LV DC SWITCHGEAR.

Title: INDICATIVE POWER CONVERSION SYSTEM DETAILS

Project: LIMEKILN BESS

Source:

Client:

Drawn by: SPD

Date:	Number:
JULY 2025	9
Scale:	**Revision no:**
1:100 @ A3	1

INDICATIVE BESS CONTAINER DETAILS

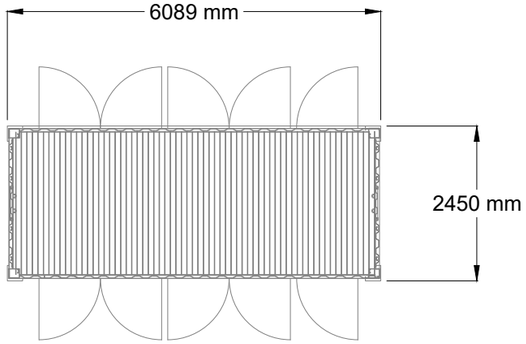

BESS CONTAINER PLAN
SCALE 1:100

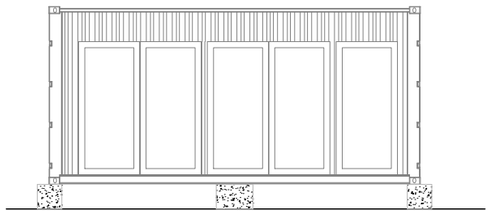

BESS CONTAINER FRONT ELEVATION
SCALE 1:100

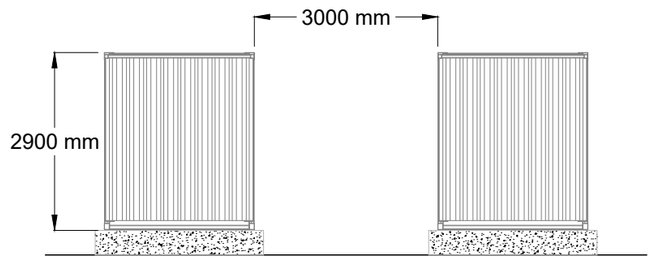

BESS CONTAINER END ELEVATIONS
SCALE 1:100

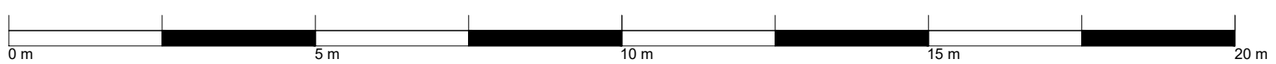

NOTES:

1. THIS DRAWING IS INDICATIVE FOR PLANNING PURPOSES ONLY.
2. FINAL SELECTION OF EQUIPMENT SUBJECT TO DETAILED DESIGN POST PLANNING PERMISSION.

Title:
INDICATIVE BESS CONTAINER DETAILS

Project:
LIMEKILN BESS

Source:

Client:

Drawn by:
SPD

Date:	**Number:**
JULY 2025	10
Scale:	**Revision no:**
1:100 @ A3	1